



PlantSTATS

LINE MONITOR

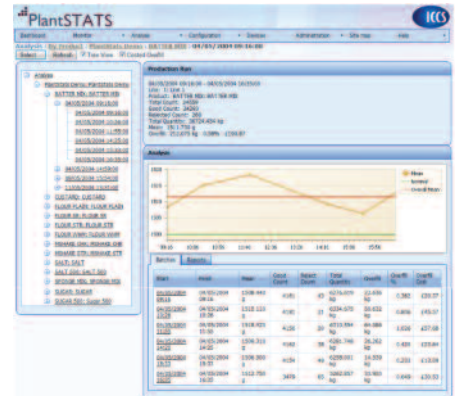
Data Capture for Multiheads
and Checkweighers



PRODUCTION LINE MONITORING

The **PlantSTATS LINE MONITOR** is a powerful tool to record production information, due diligence records and legislative information from your equipment. Weight and yield information from Multihead weighers and checkweighers, audit records from metal detectors and performance data from the complete line, all are collected in real time to give production and technical managers the tools to reduce costs and ensure compliance.

- Weight and performance data from multiheads and checkweighers
- Metal detector data
- Weigher settings can be uploaded and managed from central database
- Live line status and giveaway screens on any PC
- Suite of analysis tools to rapidly identify opportunities for improvement
- Minimum training required for line operators and managers
- Web Based software for easy installation and maintenance
- Email alerts for non compliance
- Range of line side displays to display performance



Detail information of product performance



Give-away costings from checkweigher data



Weight records from checkweighers




Live data from multiheads

LIVE PRODUCTION INFORMATION

Real Time Data Collection

PlantSTATS **LINE MONITOR** can read data from a wide range of production equipment without any additional input from line operators. The data can be collected and viewed in real time to give managers the information they need to drive down costs and ensure compliance to customers' specifications.

In addition, PlantSTATS can offer 2 way communications to a wide range of equipment allowing remote management of machine settings and product libraries. All the production data is collected centrally and a powerful processing algorithm linked to an SQL database allows yield, give-away and production performance data to be viewed anywhere on your corporate network.



Live production data

Reduce waste and improve efficiency

“ PlantSTATS can turn the valuable data generated by your equipment into reports that allow you to drive down the cost of waste and improve your line efficiencies. ”



Costed give-away information

PlantSTATS LINE MONITOR A COMPLETE SOLUTION

- ✓ LIVE WEB BASED PRODUCTION INFORMATION
- ✓ PRODUCTION ANALYSIS BY LINE, PRODUCT, SHIFT AND SITE
- ✓ STORES AND ARCHIVES REPORTS FOR COMPLIANCE
- ✓ OPTION OF OEE AND DOWNTIME RECORDING WITH ADDITIONAL MODULES

ADDITIONAL MODULES

PlantSTATS DOWNTIME AND OEE


Easy to use and 100% accurate

PlantSTATS suite of software provides production management with a powerful tool to analyse the down time and efficiency of the line. PlantSTATS can quickly identify your efficiency issues, from reliability problems on individual pieces of equipment, to material supply problems.



Buttons are user-definable

- ✓ Downtime recorded automatically and accurately in real time
- ✓ Keypads with reason codes to identify the cause of a stoppage
- ✓ Interlock relay – forcing operators to record a reason for downtime
- ✓ Clear visualisation of plant performance by shift, line, machine, reason and date range
- ✓ Minimum training required for line operators



Real time OEE information



Downtime reason analysis

CALL TODAY TO DISCOVER HOW PlantSTATS CAN IMPROVE THE EFFICIENCY OF YOUR LINES



ICCS Ltd

4 Market Street, Edenfield, Ramsbottom, Bury, Lancashire, BL0 0JN

Tel: 01706 822233 Fax: 01706 822277 Web: www.iccs-ltd.co.uk E-mail: info@iccs-ltd.co.uk